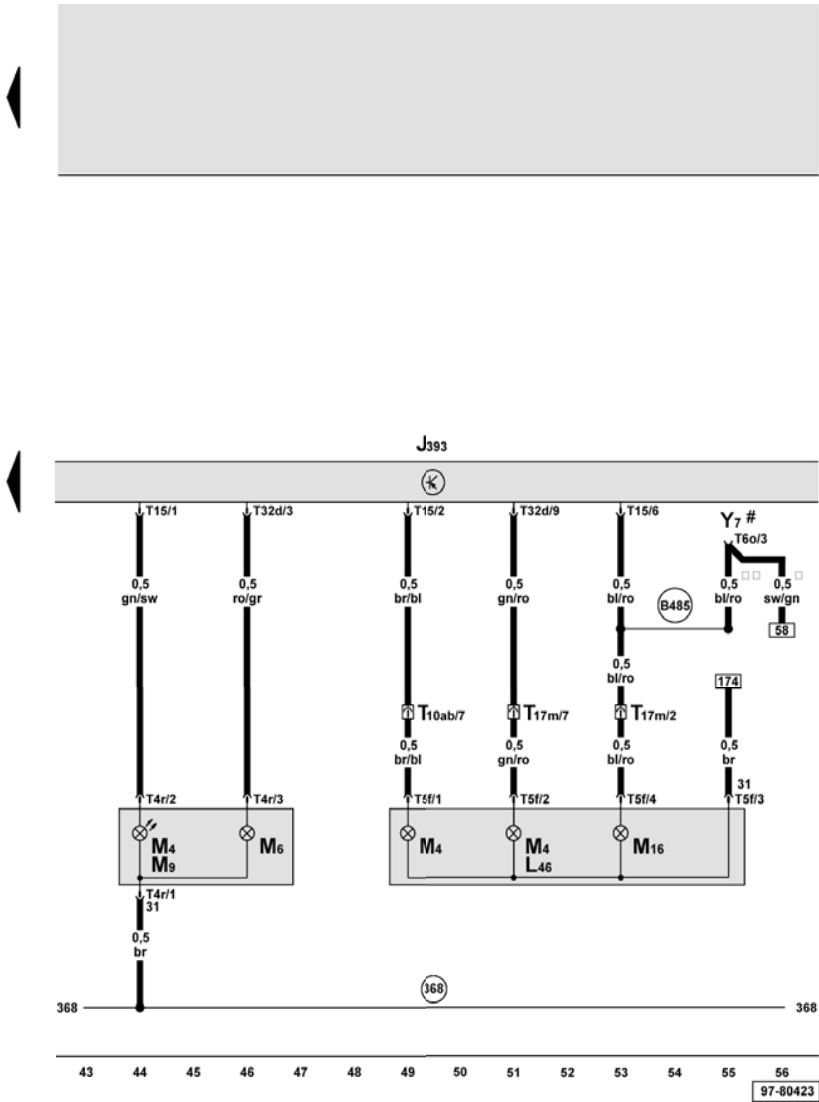


Audi A6

Current Flow Diagram

No. 51 / 5



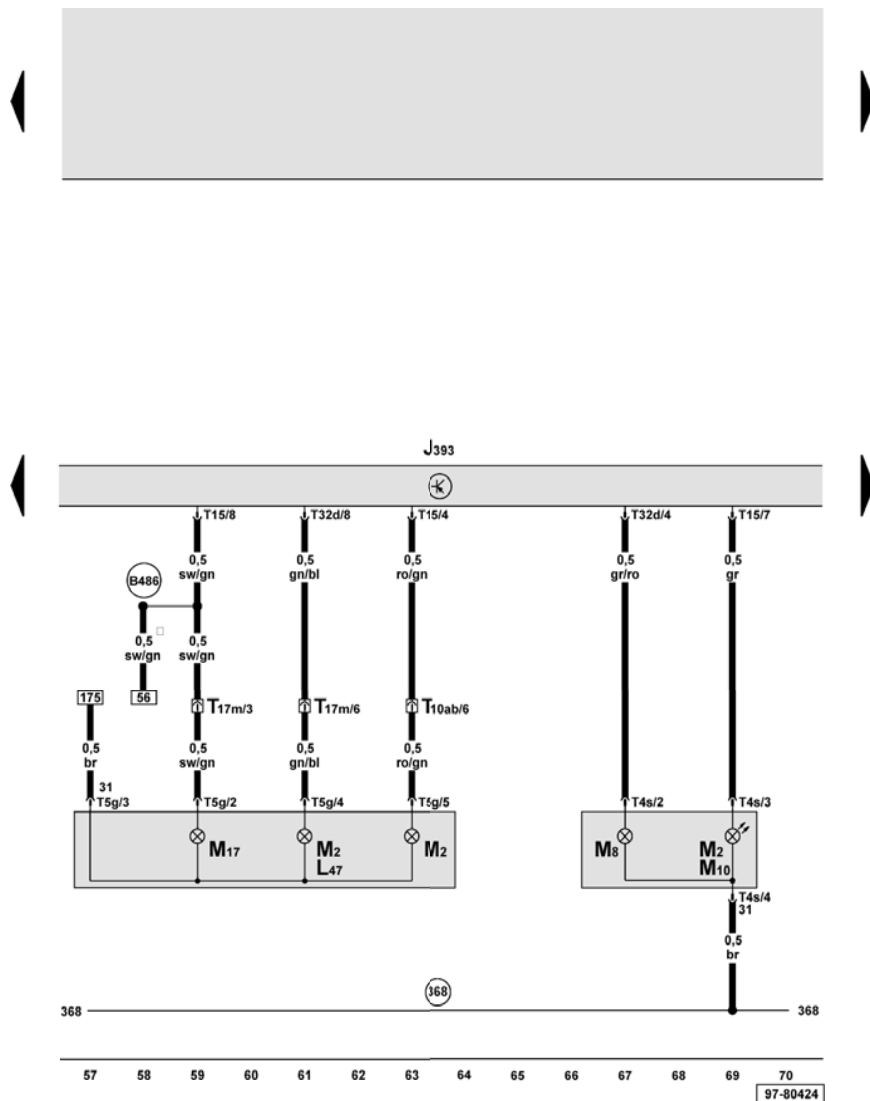
Convenience system central control unit, left tail light Lowline

- J393 - Convenience system central control unit
 - L46 - Rear left fog light bulb
 - M4 - Left tail light bulb
 - M6 - Rear left turn signal bulb
 - M9 - Left brake light bulb
 - M16 - Left reversing light bulb
 - T4r - 4-pin connector, black, on left tail light
 - T5f - 5-pin connector, black, on left tail light, rear lid
 - T6o - 6-pin connector, black, connector B, on roof console
 - T10ab - 10-pin connector, brown, coupling station on right of D-pillar
 - T15 - 15-pin connector, brown, connector A, on convenience system central control unit
 - T17m - 17-pin connector, black, coupling station on right of D-pillar
 - T32d - 32-pin connector, white, connector B, on convenience system central control unit
 - Y7 - Automatic anti-dazzle interior mirror
 - 368 - Earth connection 3, in main wiring harness
 - B485 - Connection 21, in main wiring harness
- * - not Japan
** - only Japan
- models with automatic anti-dazzle interior mirror only

Audi A6

Current Flow Diagram

No. 51 / 6



Convenience system central control unit, right tail light Lowline

- J393 - Convenience system central control unit
- L47 - Rear right fog light bulb
- M2 - Right tail light bulb
- M8 - Rear right turn signal bulb
- M10 - Right brake light bulb
- M17 - Right reversing light bulb
- T4s - 4-pin connector, black, on right tail light
- T5g - 5-pin connector, black, on right tail light, rear lid
- T10ab - 10-pin connector, brown, coupling station on right of D-pillar
- T15 - 15-pin connector, brown, connector A, on convenience system central control unit
- T17m - 17-pin connector, black, coupling station on right of D-pillar
- T32d - 32-pin connector, white, connector B, on convenience system central control unit
- 368 - Earth connection 3, in main wiring harness
- B486 - Connection 22, in main wiring harness
- * - not Japan

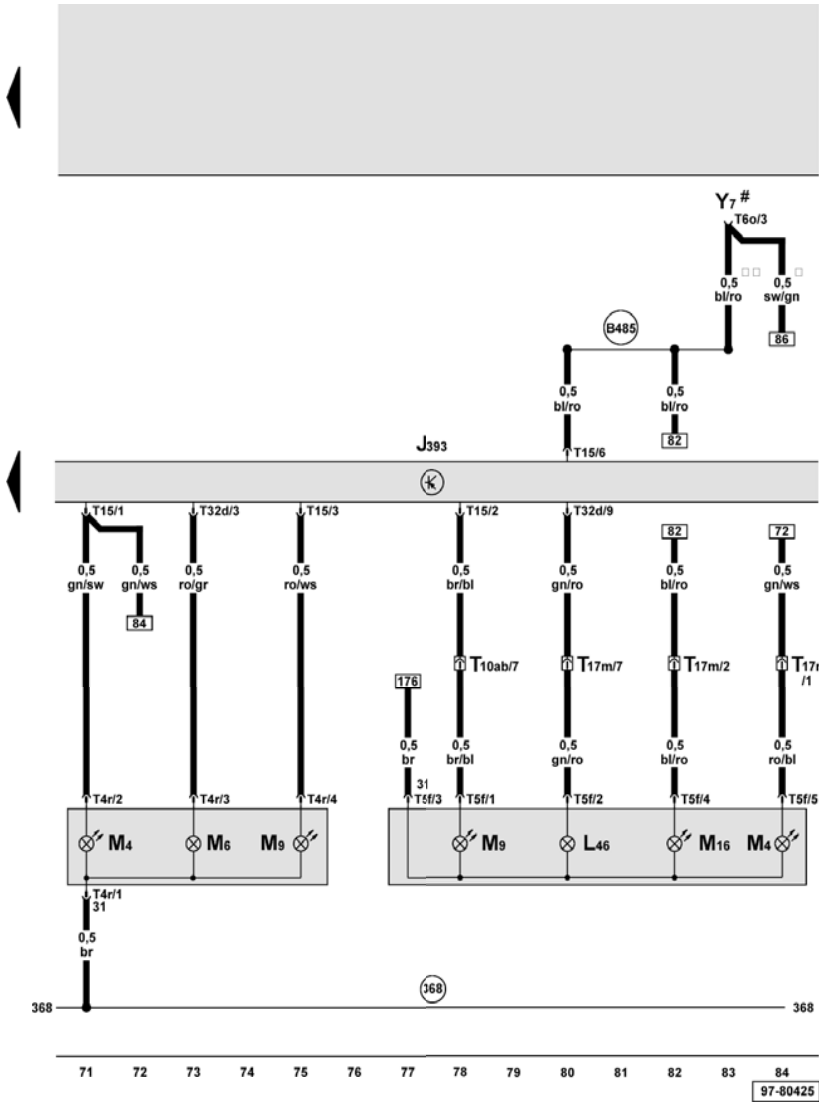
ws = white
 sw = black
 ro = red
 br = brown
 gn = green
 bl = blue
 gr = grey
 li = purple
 ge = yellow
 or = orange
 rs = pink

97-80424

Audi A6

Current Flow Diagram

No. 51 / 7



Convenience system central control unit, left tail light Highline

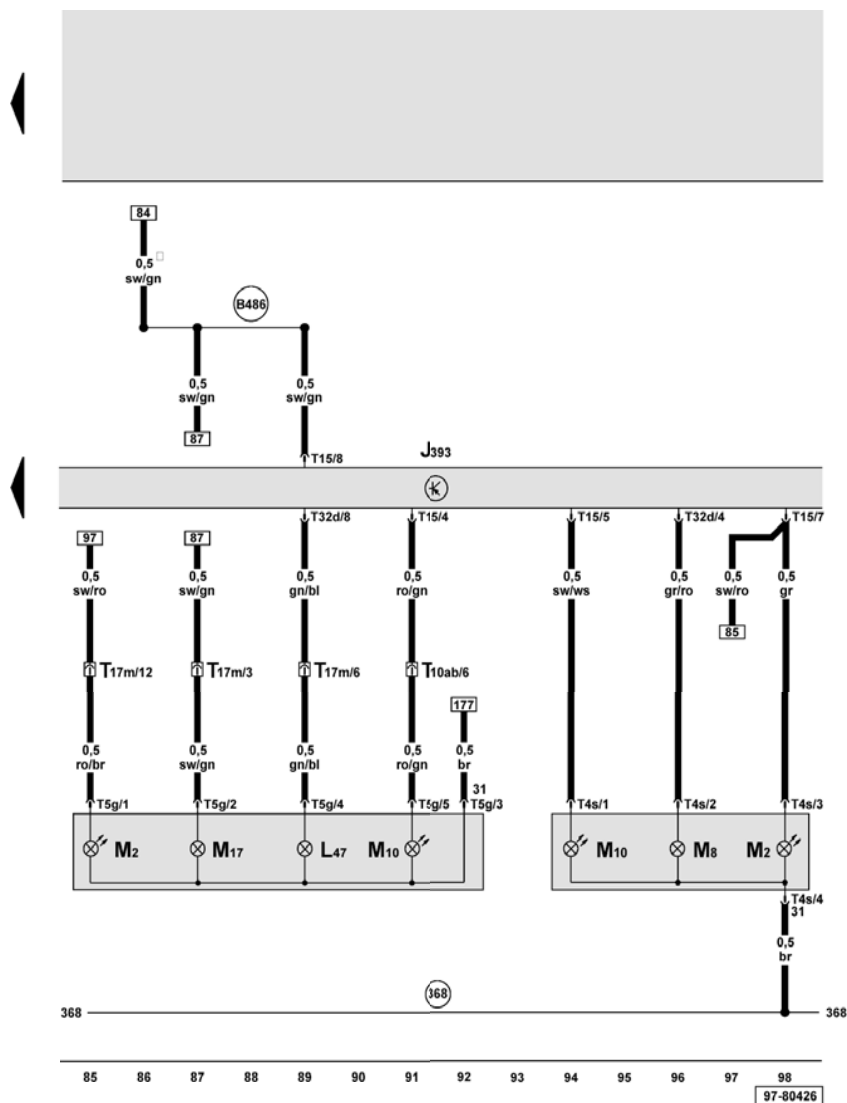
- J393 - Convenience system central control unit
 - L46 - Rear left fog light bulb
 - M4 - Left tail light bulb
 - M6 - Rear left turn signal bulb
 - M9 - Left brake light bulb
 - M16 - Left reversing light bulb
 - T4r - 4-pin connector, black, on left tail light
 - T5f - 5-pin connector, black, on left tail light, rear lid
 - T6o - 6-pin connector, black, connector B, on roof console
 - T10ab - 10-pin connector, brown, coupling station on right of D-pillar
 - T15 - 15-pin connector, brown, connector A, on convenience system central control unit
 - T17m - 17-pin connector, black, coupling station on right of D-pillar
 - T32d - 32-pin connector, white, connector B, on convenience system central control unit
 - Y7 - Automatic anti-dazzle interior mirror
 - 368 - Earth connection 3, in main wiring harness
 - B485 - Connection 21, in main wiring harness
- * - not Japan
** - only Japan
- models with automatic anti-dazzle interior mirror only

ws = white
sw = black
ro = red
br = brown
gn = green
bl = blue
gr = grey
li = purple
ge = yellow
or = orange
rs = pink


Audi A6

Current Flow Diagram

No. 51 / 8



Convenience system central control unit, right tail light Highline

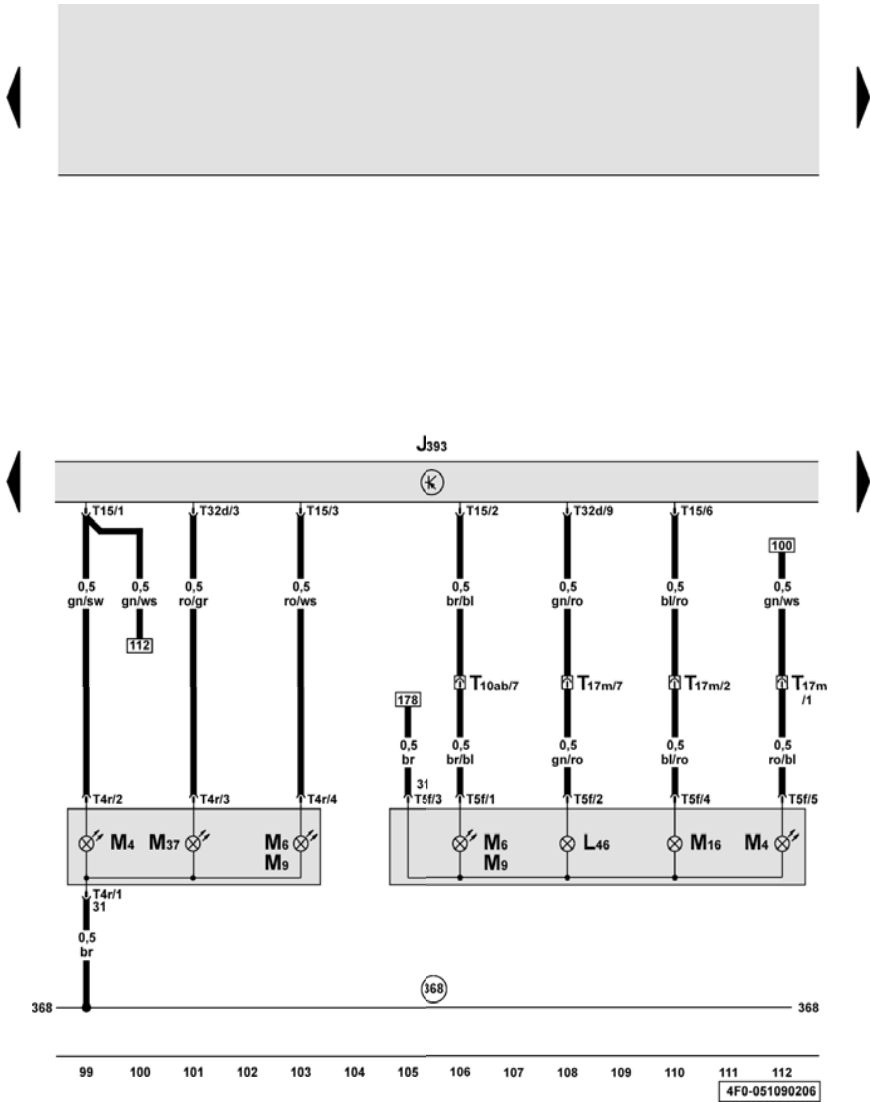
- J393 - Convenience system central control unit 
- L47 - Rear right fog light bulb
- M2 - Right tail light bulb
- M8 - Rear right turn signal bulb
- M10 - Right brake light bulb
- M17 - Right reversing light bulb
- T4s - 4-pin connector, black, on right tail light
- T5g - 5-pin connector, black, on right tail light, rear lid
- T10ab - 10-pin connector, brown, coupling station on right of D-pillar
- T15 - 15-pin connector, brown, connector A, on convenience system central control unit
- T17m - 17-pin connector, black, coupling station on right of D-pillar
- T32d - 32-pin connector, white, connector B, on convenience system central control unit
- 368 - Earth connection 3, in main wiring harness
- B486 - Connection 22, in main wiring harness
- * - not Japan

ws = white
sw = black
ro = red
br = brown
gn = green
bl = blue
gr = grey
li = purple
ge = yellow
or = orange
rs = pink

Audi A6

Current Flow Diagram

No. 51 / 9



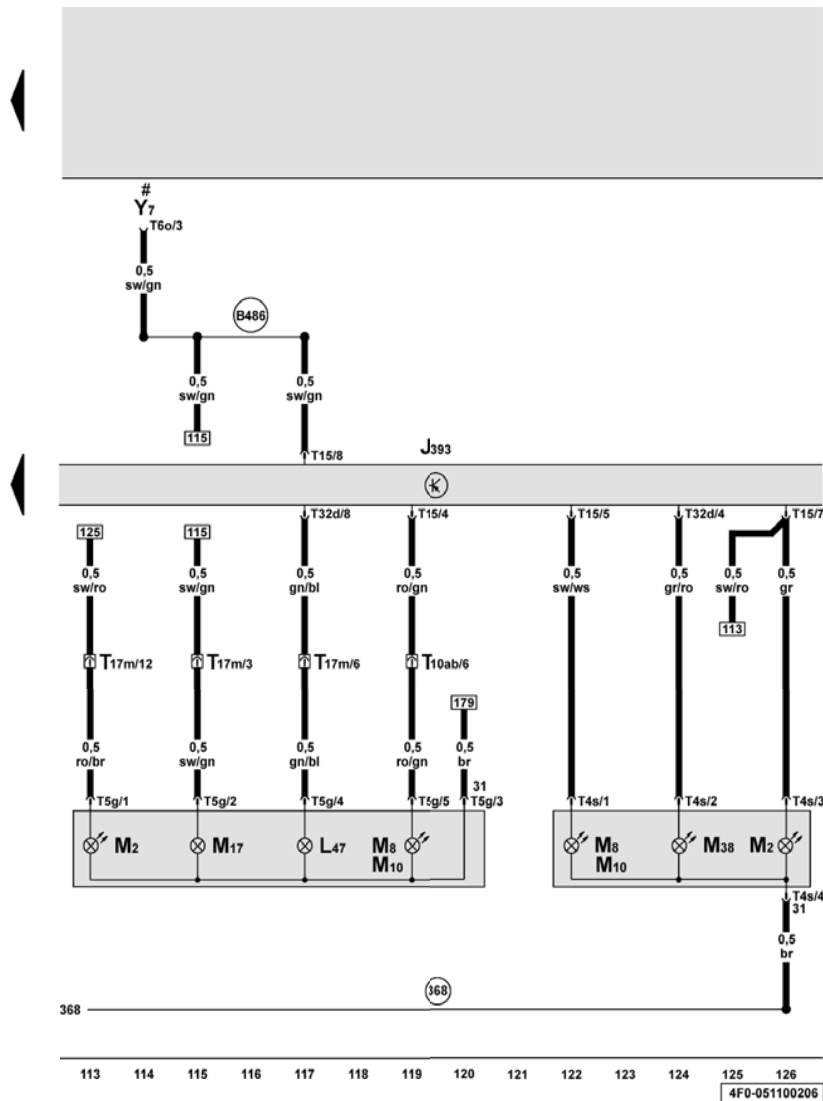
Convenience system central control unit, left tail light USA

- J393 - Convenience system central control unit
- L46 - Rear left fog light bulb
- M4 - Left tail light bulb
- M6 - Rear left turn signal bulb
- M9 - Left brake light bulb
- M16 - Left reversing light bulb
- M37 - Rear left side marker bulb
- T4r - 4-pin connector, black, on left tail light
- T5f - 5-pin connector, black, on left tail light, rear lid
- T10ab - 10-pin connector, brown, coupling station on right of D-pillar
- T15 - 15-pin connector, brown, connector A, on convenience system central control unit
- T17m - 17-pin connector, black, coupling station on right of D-pillar
- T32d - 32-pin connector, white, connector B, on convenience system central control unit
- 368 - Earth connection 3, in main wiring harness

Audi A6

Current Flow Diagram

No. 51 / 10



ws = white
 sw = black
 ro = red
 br = brown
 gn = green
 bl = blue
 gr = grey
 li = purple
 ge = yellow
 or = orange
 rs = pink

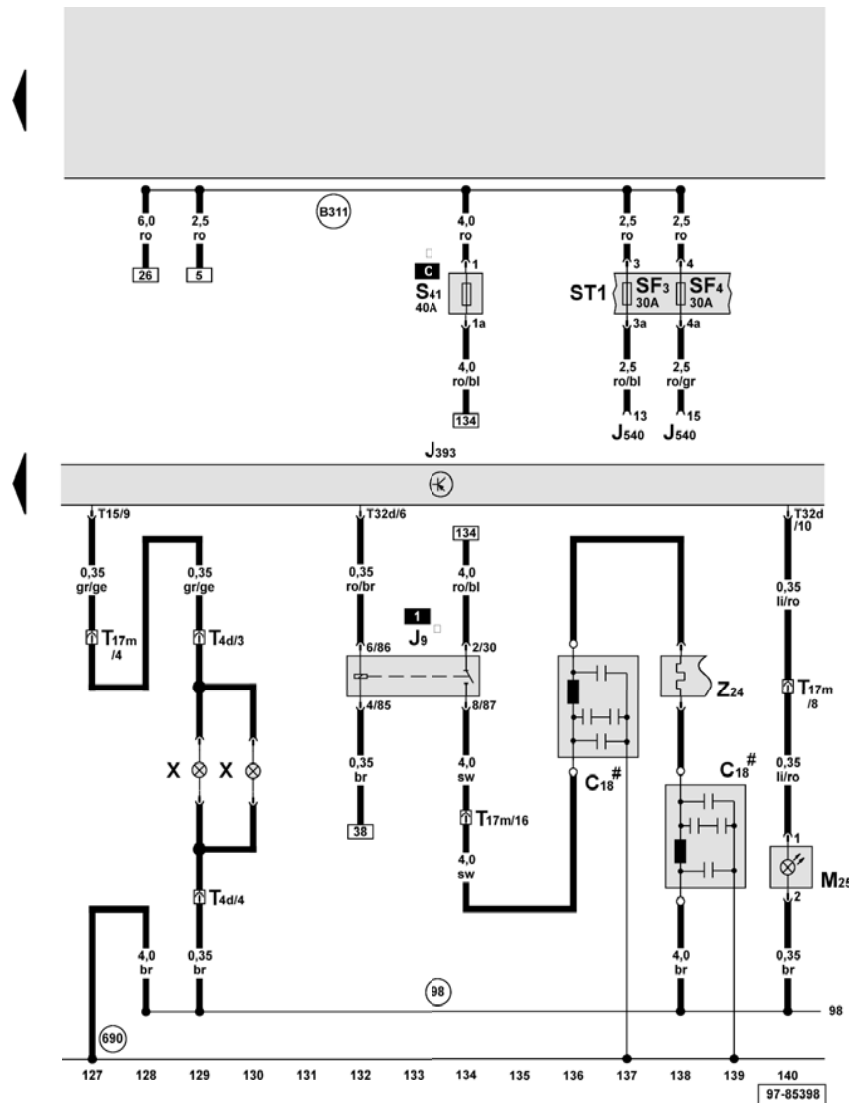
Convenience system central control unit, left tail light and right USA

- J393 - Convenience system central control unit
- L47 - Rear right fog light bulb
- M2 - Right tail light bulb
- M8 - Rear right turn signal bulb
- M10 - Right brake light bulb
- M17 - Right reversing light bulb
- M38 - Rear right side marker bulb
- T4s - 4-pin connector, black, on right tail light
- T5g - 5-pin connector, black, on right tail light, rear lid
- T6o - 6-pin connector, black, connector B, on roof console
- T10ab - 10-pin connector, brown, coupling station on right of D-pillar
- T15 - 15-pin connector, brown, connector A, on convenience system central control unit
- T17m - 17-pin connector, black, coupling station on right of D-pillar
- T32d - 32-pin connector, white, connector B, on convenience system central control unit
- Y7 - Automatic anti-dazzle interior mirror
- 368 - Earth connection 3, in main wiring harness
- B486 - Connection 22, in main wiring harness
- # - models with automatic anti-dazzle interior mirror only

Audi A6

Current Flow Diagram

No. 51 / 11



Convenience system central control unit, heated rear window relay, high level brake light bulb, number plate light

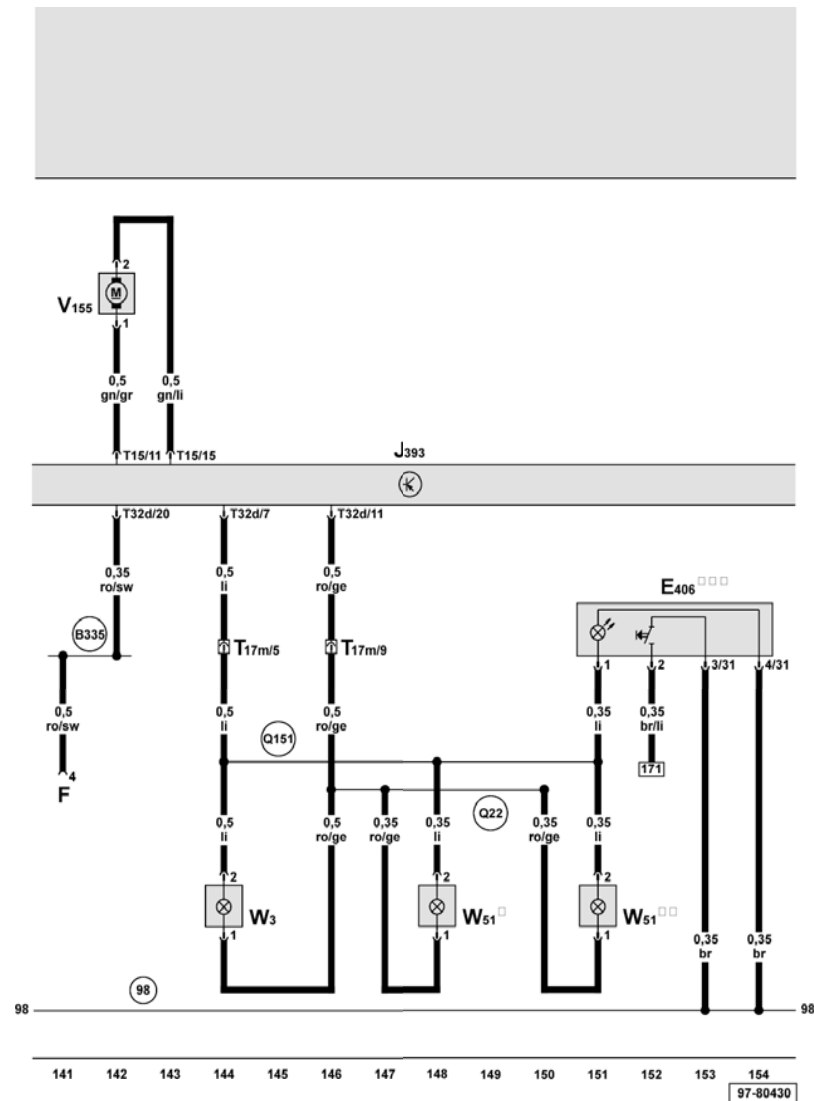
- C18 - Window aerial suppression filter
- J9 - Heated rear window relay
- J393 - Convenience system central control unit
- J540 - Electric park and handbrake control unit
- M25 - High level brake light bulb
- S41 - Heated rear window fuse
- SF3 - Fuse 3 on fuse holder
- SF4 - Fuse 4 on fuse holder
- T4d - 4-pin connector, black, rear lid
- T15 - 15-pin connector, brown, connector A, on convenience system central control unit
- T17m - 17-pin connector, black, coupling station on right of D-pillar
- T32d - 32-pin connector, white, connector B, on convenience system central control unit
- X - Number plate light
- Z24 - Heated rear window with window aerial
- 98 - Earth connection, in rear lid wiring harness
- 690 - Earth point, rear centre roof frame
- B311 - Positive connection 15 (30), in main wiring harness
- * - Relay and fuse carrier right in luggage compartment
- # - not for MMI Basic

ws = white
 sw = black
 ro = red
 br = brown
 gn = green
 bl = blue
 gr = grey
 li = purple
 ge = yellow
 or = orange
 rs = pink


Audi A6

Current Flow Diagram

No. 51 / 12



Convenience system central control unit, button to close rear lid in luggage compartment, luggage compartment light, rear lid light

- E406 - Button to close rear lid in luggage compartment
- F - Brake light switch
- J393 - Convenience system central control unit 
- T15 - 15-pin connector, brown, connector A, on convenience system central control unit
- T17m - 17-pin connector, black, coupling station on right of D-pillar
- T32d - 32-pin connector, white, connector B, on convenience system central control unit
- V155 - Tank filler flap locking motor
- W3 - Luggage compartment light
- W51 - Rear lid light
- 98 - Earth connection, in rear lid wiring harness
- B335 - Connection 1 (54), in main wiring harness
- Q22 - Connection 1, in rear lid wiring harness
- Q151 - Connection (interior light), in rear lid wiring harness
- * - left
- ** - right
- *** - models with electric rear lid release

ws = white
sw = black
ro = red
br = brown
gn = green
bl = blue
gr = grey
li = purple
ge = yellow
or = orange
rs = pink